

PREGNANCY ORGANIZATION SEX TRAFFICKING PROTOCOL

Serving pregnant females, you see hundreds of women each year who could be experiencing sexual exploitation. You have the opportunity to identify them and help them escape their trafficking situation. You can help eradicate trafficking!

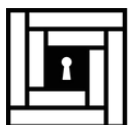

*Everyone who enters your door
deserves to be free.*

3 cornerstones to help a trafficked person escape:

- Establish rapport between you and the patient
- Reassure the patient that they are safe
- Show the patient to know that there is hope

The goal is to equip you to create an outreach in your center for women and girls caught in the cycle of sexual exploitation.

Thank you for being the heart of our community!



SAFE HOUSE
PROJECT

www.SafeHouseProject.org

SEX TRAFFICKING DEFINITION & KEY TAKEAWAYS

Department of Justice Trafficking Definition:

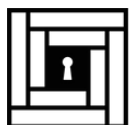
The Trafficking Victims Protection Act of 2000 and its subsequent reauthorizations define human trafficking as:

- a) Sex trafficking in which a commercial sex act is induced by force, fraud, or coercion, or in which the person induced to perform such act has not attained 18 years of age; or
- b) The recruitment, harboring, transportation, provision, or obtaining of a person for labor or services, through the use of force, fraud, or coercion for the purpose of subjection to involuntary servitude, peonage, debt bondage, or slavery. (22 U.S.C. § 7102(9)).

Key Takeaways:

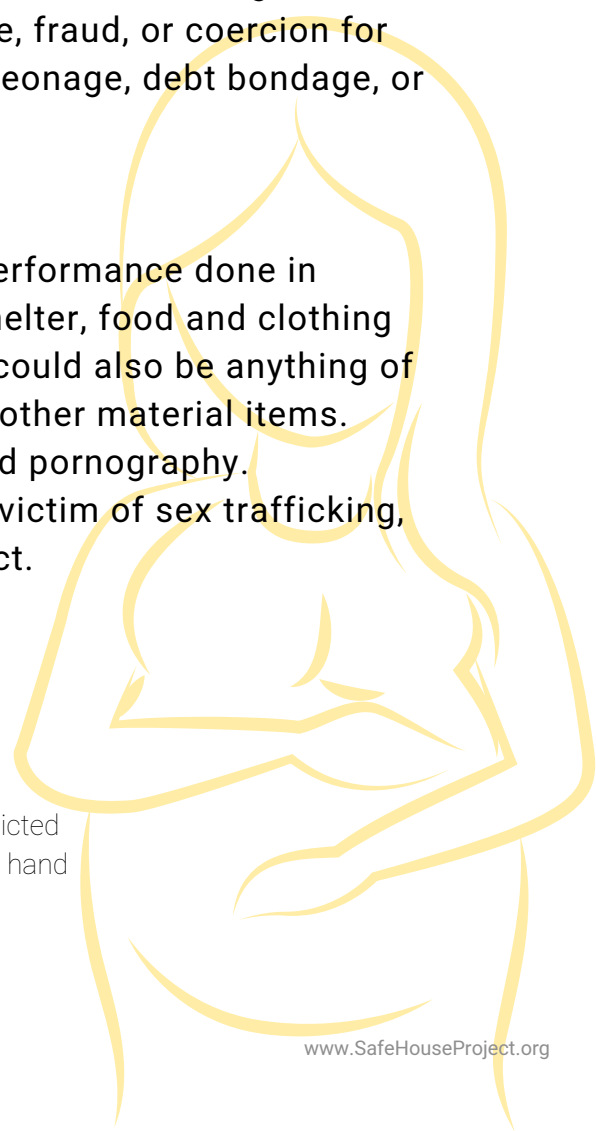
1. A sex act becomes commercial when a sexual performance done in exchange for any item of value, money, drugs, shelter, food and clothing
2. Anything of value does not have to be money, it could also be anything of value, including drugs, shelter, food, clothing, or other material items.
3. Commercial sex acts can include prostitution and pornography.
4. ANY minor engaged in commercial sex acts is a victim of sex trafficking, regardless of if she says she consented to the act.

"Give justice to the weak and the fatherless; maintain the right of the afflicted and the destitute. Rescue the weak and the needy; deliver them from the hand of the wicked." Psalm 82:3-4



SAFE HOUSE
PROJECT

www.SafeHouseProject.org



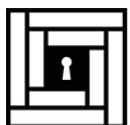
SIGNS & INDICATORS OF SEX TRAFFICKING

These are just a few common indicators of sex trafficking in women. Victims may not have all of them, but will likely have several:

- Signs of physical abuse such as bruises, cuts, or burns
- Clothing that is inappropriate for age or weather
- Overly tired/exhaustion
- Withdrawn, depressed, or distracted
- Bragging about making or having a lot of money
- Wears (and may draw attention to) expensive clothing or shoes, or has expensive accessories
- Has a tattoo of a name, barcode, a small heart, or other tattoos that indicate ownership
 - These tattoos are often used by pimps to brand their victims.
- Presence or talk of an older boyfriend or girlfriend
- Gang affiliations/involvement
- Disjointed family connections
- Running away, living with friends, or homeless
- Constant excuses or coverups for injuries
- Shame or blaming herself
- Risk taking behaviors such as poor boundaries or drug abuse
- Multiple sexual partners
- Multiple cell phones

"The Lord their God will save them on that day as a flock of his people.
They will sparkle in the land like jewels in a crown."

- Zechariah 9:16



SAFETY FIRST ASSESSING A PATIENT

While traffickers may show many different signs of their behavior, these are the ones you are likely to see within the Center:

- Jealous, controlling, or aggressive
- Significantly older than the female companion
- Vague about his/her profession
- Vague on address or living arrangements
- Expresses financial difficulties OR speaks about the lack of financial difficulties
- Accompanies and translates or speaks for the victim
- May coach or coerce companion during visits
- Protests when asked to be separated from the victim

Due to the sensitive nature of interviewing suspected trafficking victims, be mindful of what you say to her.

Do not ask questions in front of the suspected trafficker.

Do not assume that the companion is a safe person for the patient.

Leave any visitors in the waiting room or lobby until the patient is assessed.

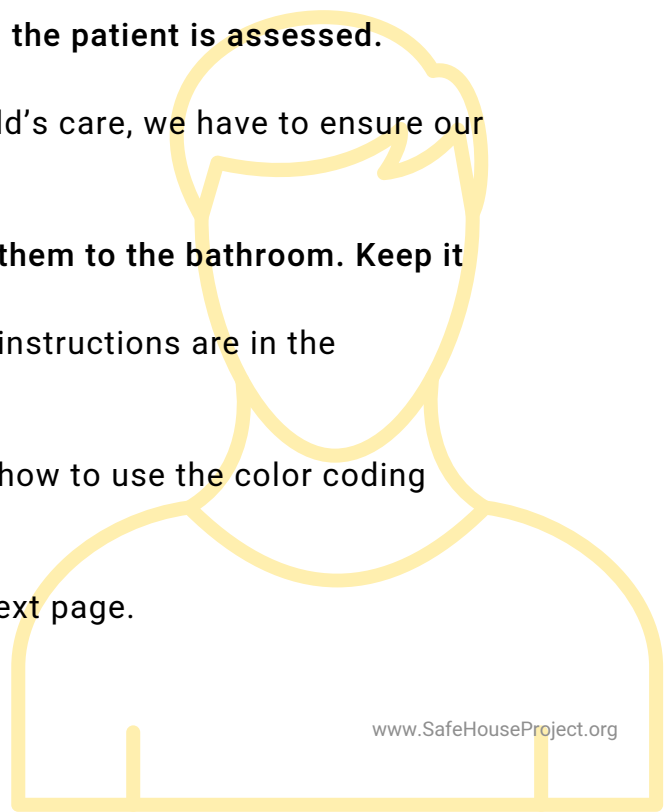
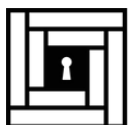
While we want the fathers to be involved in their child's care, we have to ensure our patients are safe **first**.

Tell the patient you need a urine sample and direct them to the bathroom. Keep it simple, just say:


"First, we need to get a urine sample. The cups and instructions are in the bathroom, let us know if you have any questions."

Hang a sign in the bathroom with an explanation of how to use the color coding system on the cups.


An example of the sign for the bathroom is on the next page.




ARE YOU SAFE?




If you feel unsafe or like you need help, place a RED dot on the side of the urine specimen cup. Place the cup in the window and we will come get you.



If you are unsure if you are safe or would like someone to speak with you, place a YELLOW dot on the side of the urine specimen cup. Place the cup in the window and we will come get you.



If you are safe and do not need help, place a GREEN dot on the side of the urine specimen cup. Place the cup in the window and come back to the counseling room.



RED : STOP

How to See Her

Traffickers today look much different than the media portrays them. They can be men or women, rich or poor, in every city and of every race. They can be boyfriends, classmates, teachers, uncles, mothers, doctors, corporate executives, and many other relations to their victims.

The same can be said for victims. Victims can be men, women, or children. They can come from low income communities or upper class communities. They can be any race, religion, and socioeconomic status. Do not be deterred by stereotypes. Those being trafficked need you to see them.

Remember that you do not need all the details to be helpful. Asking too many questions can cause the victim to shut down and return to her trafficker.

**Your safety is a priority.
Do NOT confront the trafficker.**

If she is in danger, she will choose the red dot to place. Should this happen, hand her a card that asks if she would like you to call 911 or a crisis line for her, then do one of the following:

If there is immediate danger, call 911.

If there is no immediate danger and the patient would like to report her trafficking, **call the non-emergency police number.**

If there is no immediate danger and the patient does not want to report, provide her with the 24 hour text line: BEFREE or 233733 and give her a reason to come back (examples: Ultrasound, STI testing, a recovery group, parenting class, diapers and supplies, etc.).



YELLOW : CAUTION

How to Help Her to Safety

Sometimes, victims do not identify themselves as being trafficked. This could be for many reasons, but the most common reason is that the trafficker convinced her she was a willing participant or she blames herself for what is happening to her.

If she is unsure if she is in danger, she will choose the yellow dot to place. Should this happen, hand her a card that asks if she would like you to call 911 or a crisis line for her. Then do one of the following:

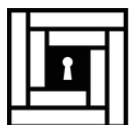
If there is immediate danger, call 911.

If there is no immediate danger and the patient would like to report her trafficking, call the non-emergency police number.

If there is no immediate danger and the patient does not want to report, provide her with the 24 hour text line: BEFREE or 233733 and give her a reason to come back (examples: Ultrasound, STI testing, a recovery group, parenting class, diapers and supplies, etc.).

"They kept putting a pebble in my shoe, giving me reasons to come back and when I was ready, they helped me. Now I am free!"

- Stephanie Anderson, Survivor Identified by a Pregnancy Center like yours!



GREEN : SAFE

The best possible scenario is for every woman and girl that we interact with to put a green dot on her cup, indicating that she is safe. This is not always going to be the case, but it is the goal.

Here are a few additional ways for you to learn how to help the patients that you serve get to safety:

- Know the laws in your state regarding human trafficking.
- Call your state or county anti-human trafficking task force and ask them to come do a training about what you can do to stop the trafficking.
- Start a Christ-centered recovery group at your center.
- Join your state or county anti-human trafficking group.

When you suspect trafficking, make the call.

You do not have to know all the details to be helpful.

If there is immediate danger, call 911.

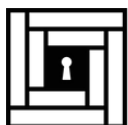
If there is no immediate danger and the patient would like to report her trafficking, call the non-emergency police number.

If there is no immediate danger and the patient does not want to report, provide her with the 24 hour text line: BEFREE or 233733 and give her a reason to come back (examples: Ultrasound, STI testing, a recovery group, parenting class, diapers and supplies, etc.).



STOP THE TRAFFIC

Thank you to Karla Sutter of Stop the Traffic and survivor Stephanie Anderson of Trafficking Knowledge & Prevention for creating these protocols.



SAFE HOUSE
PROJECT

SIGNS & INDICATORS

Physical Signs & Indicators

- Bruising, burns, or cuts
- Blunt force trauma
- Fractures
- Broken teeth
- Scars
- Physical signs of torture
- Tattoos or branding
- Inappropriate dress for age or weather
- Physical tracking device
- Neck, hip, or jaw pain

Neurological Signs & Indicators

- Traumatic brain injuries
- Headaches or migraines
- Unexplained memory loss, often tied to dissociation
- Insomnia
- Inability to focus

Gastrointestinal/Diet Signs & Indicators

- Eating disorders
- Malnutrition
- Over-eating
- Gastrointestinal issues, like constipation or irritable bowel syndrome

Cardiovascular/Respiratory Signs & Indicators

- Arrhythmia
- High blood pressure
- Acute respiratory disease

Genitourinary Signs & Indicators

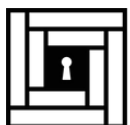
- Sexually transmitted infections
- Genitourinary issues
- Frequent UTIs
- History of several previous pregnancies
- History or reporting of multiple abortions
- Genital trauma
- Anal trauma
- Sexual dysfunction
- Retained foreign body

Sex Trafficking Signs & Indicators:

- Commercial sex work or commercial sexual exploitation of a minor (anyone under the age of 18)
- High number of sexual partners
- Language that reflects being involved in commercial sex, such as "the life," "buyers," or "a date"

Labor Trafficking Signs & Indicators:

- Abused or threatened by an employer or supervisor
- Harsh working conditions such as no breaks, food, or water
- Not provided appropriate protective gear for work environment
- Recruited for different work than currently performing
- Required to live at employer's home
- Has a debt that cannot be paid off



SIGNS & INDICATORS

Psychological Signs

- Post-Traumatic Stress Disorder
- Complex PTSD
- Dissociation/Dissociative Disorders
- Suicidal Ideation
- Self Harm
- Depression
- Anxiety
- Cycle of Abuse/Trauma Bonding
- Shame/Guilt
- Difficulty Engaging Socially

Behavioral Signs

- Heightened Fear Response
- Avoids eye contact
- Presence of an overpowering individual (ex. family member, significant other, friend, manager, coach, etc.)
- Resists help or is hostile
- Hyper-sexualized behavior
- High risk behaviors, like running away
- Difficulty establishing or maintaining healthy relationships and/or boundaries
- Delayed physical or cognitive development
- Delayed social skills or inappropriate engagement with peers

Substance Abuse

- Drug or alcohol dependencies
 - Coping mechanism
 - Method of control by trafficker

Communication Signs & Indicators

- Scripted or Inconsistent Story
- Unwilling or resistant to answer questions about the injury or illness
- Patient does not speak for themselves
- Cannot provide personal address or does not know basic information, like current date or location
- Does not have proper identification
- Is not in control of their own money or wage is being withheld
- Works excessively long hours or in harsh conditions
- Inappropriate sexual knowledge for their age
- Lack of trust or hypervigilance

"I tried to make the signs obvious. I hoped they looked like a flashing neon sign that said 'please help me!' My hope was that the healthcare professionals treating me would know what to look for. My life depended on it..."
- Ava, survivor

